

Sandusky County Commissioners – 622 Croghan Street, Fremont, OH 43420

2023 MEETING

Meeting: Board Of Commissioners

Location: Commissioners' Board Room

Date: 7/27/2023

Time: 8:00AM 10:39AM

Present: Commissioners: Charles Schwochow – President; Russ Zimmerman– Vice President; Scott Miller

Present: Theresa Garcia – County Administrator

Others Present: Jeff Jackson, Carlos Baez, John Leutz


(*action items)

AGENDA ITEMS	BRIEF DESCRIPTIONS / ACTION STEPS:	PERSON RESPONSIBLE:	DOLLAR AMOUNT:	MOTION / VOTE
Call to Order Pledge of Allegiance (8:00am)		Charles Schwochow, President		
*Review & Approval of Commissioner Meeting Minutes, incoming Mail Review & External Meeting Notices	The 7/25/2023 minutes were reviewed/approved by the Board. The Board reviewed incoming mail and external meeting notices.	Charles Schwochow Russ Zimmerman Scott Miller		*Motion: Move to Approve minutes Moved by: Scott Miller 2nd: Russ Zimmerman Yes – 3
Review of External board / Meetings Attended by Commissioners	There were no outside meetings attended.			
Commissioners and Administrator Discussion	Beth Hannam set up a phone call with EDC on grant funding that may be available. There are three county projects that may be eligible for the funding and this call with the Federal Office we can discuss this possibility. Administrator Garcia had a discussion with Advantage Ford on some used vehicles they have available that would work for the County. This would keep rotating the fleet. The Facility Management truck was also ordered. The court ordered three vehicles be forfeited to the County and we may be able to utilize one of them.			


	<p>Ron Hiser was asked about the issues they were having at the health department with the parking lot striping, lawn and rain water drainage. He already has a call in to the striping contractor on the issue with the striping. Community Work Program should be mowing the back lot. Ron will also clean up the gutters and adjust the landscaping to help with the drainage.</p> <p>The Wall that heals is coming to Gibsonburg August 29th. The Commissioners have been asked to meet the Wall at Williams Park when it arrives.</p> <p>Administrator Garcia reviewed a draft of a vacation buyout, personal day and longevity policy. The Commissioners had no issues with the policy and agreed to have it sent out to elected officials to review.</p>			
* Then /Now Documents	None			
* Personnel	None			
* Travel Requests	None			
EMS	<p>Jeff Jackson – EMS. Jeff came in for his regular meeting with the Commissioners. See attachment for agenda items. Jeff reviewed the latest plan for the new EMS building. There was discussion on the plan. Jeff is rotating squads around to do maintenance on them. He sold one of the older squads on Govdeals. He still needs more staff and continues to interview. They received an award from the American Heart Association Mission Lifeline for our STEMI (Heart attack) and Stroke recognition. They have continued this achievement since 2016. Jeff presented the first half of 2023 statistics for review.</p>	Jeff Jackson - Chief		
Engineer	<p>Carlos Baez – Engineer. Carlos came in for his regular meeting with the Commissioners. They have been very busy this summer paving, spraying and mowing. They have paved 17 miles in the County. CR 308 was a combined project with Erie County. They replaced a Bridge a Christy Road. They have had several accidents where trucks have hit the bridge and it needed to be replaced. The road is now a “no through truck” road. It was a big project. The bridge on CR 198 was replaced in Sandusky Township and Sandusky Township paved the</p>	Carlos Baez - Engineer		

	<p>road. The CR 201 bridge work timeline has had to be pushed back to 2024 due to some environmental issues. They will start removing trees in October and be ready to start working on the bridge in July next year.</p> <p>Carlos was out to look at the property where the County Cemetery is to look at the boundaries. He is going to survey in order to have the industrial park move the barrier that was placed to protect the cemetery.</p> <p>Carlos was asked about the zoning maps. His short term solution is to have John Willey update the maps and to make sure they are correct and then they will put them on a PDF file and make them available on a web page. He has talked to other counties to see how they provide these maps.</p>			
CCAO	<p>John Leutz from CCAO stopped in to visit the Commissioners. He was asked how he felt Issue 1 was going. He feels like the small communities are going to strike it down. Polling says it is very close count right now. State budgets are finished and they will be working with that. CCAO are talking about getting into supplemental benefits business for public employees. They were talking with NACO about this benefit.</p>	John Leutz – Assistant Director		
* Resolutions	<p>2023 - 204 APPROVING SUPPLEMENTAL APPROPRIATION TO PI CAPITAL OUTLAY (\$52,000.00) FOR VEHICLE PURCHASE</p>	Commissioners	\$52,000.00	<p>*Motion: Move to Approve resolution Moved by: Russ Zimmerman 2nd: Scott Miller Yes – 3</p>
Public Open Session	<p>Citizens Attendees – none Media Attendees – none Elected Officials – Carlos Baez, Engineer</p>			
* Adjournment (10:39am)	<p>With business completed for the day the meeting was adjourned.</p>			<p>* Motion: Move to adjourn Moved by: Scott Miller 2nd: Russ Zimmerman</p>

Signature of:



Charles Schwochow, President




Russ Zimmerman, Vice President

absent

Scott Miller

Board of County Commissioners, Sandusky County Ohio

Attest:



Clerk to the Board / County Administrator

I, the undersigned, Clerk of the Board of Commissioners, Sandusky County, Ohio, do hereby certify that the foregoing is a true and correct copy from the official record of said Board of County Commissioners as recorded in its Journal.

Clerk, Board of County Commissioners, Sandusky County, Ohio



SANDUSKY COUNTY EMERGENCY MEDICAL SERVICES



Jeffery J. Jackson
E.M.S. Chief

2100 Countryside Place
Fremont, Ohio 43420

419-332-7313
Fax: 419-334-6511

EMS Agenda July 27, 2023

- EMS Vehicles

We are currently rotating the new squads back to Horton to fix small issues that have come up during training. As they return, we will rotate to the radio shop to finish the radios and computer equipment needed to get the truck in service.

Sold the 2010 International Ambulance on GovDeals for \$13,199.00. We will be working on getting the other ambulances on Gov Deals once we get the bugs worked out on the new trucks.

We have started the transition in removing the bariatric equipment from the GM ambulance to one of the Freightliner ambulances.

- Personnel

We are still looking for a few more candidates for Paramedic positions.

We have 2 paramedics off on FMLA, both return-to-work dates are unknown at this time.

- General discussion

SCEMS received an award from the American Heart Association Mission Lifeline for our STEMI (Heart attack) and Stroke recognition. We have continued this achievement since 2016.

We did get the drawings returned from Thomas Porter Architect. We are meeting every Thursday afternoon with them to keep this project moving forward.

After more research on the TV show "The Worlds Greatest" it turned out to be more of a paid info commercial. They were asking for \$11,000 upfront to continue to be in the running. We declined to participate.

First half of 2023 reports

61%

TRANSPORTS
Percentage of Patient Encounters

20%


NON TRANSPORTS
Percentage of Patient Encounters

19%

OTHER DISPOSITIONS
Percentage of Patient Encounters

3,372

RECORDS
In Selected Time Slice



	Jan '23	Feb '23	Mar '23	Apr '23	May '23	Jun '23	Jul '23	Aug '23	Sep '23	Oct '23	Nov '23	Dec '23	Jan '24	Total
Assist. Unit	1					1								2
Cancelled (Prior to Arrival at Scene)	18	22	20	21	23	32								136
Cancelled on Scene/No Patient Found	32	22	32	24	25	31								166
Patient Dead on Scene - No Resuscitation Attempted (Without Transport)	3	7	13	10	7	7								47
Patient Dead on Scene - Resuscitation Attempted (Without Transport)	2		1		4	1								8
Patient Treated, Released (AMA)	115	112	114	98	129	118								686
Patient Treated, Transferred Care to Another EMS Professional/U..	1				1									2
Standby - No Service or Support Provided	14	20	14	29	28	32								137
Standby - Public Safety, Fire, or EMS Operational Support Provided	19	21	30	20	19	19								128
Transported Lights/Siren	9	11	13	21	22	14								90
Transported No Lights/Siren	307	301	303	315	386	358								1,970
Total	521	516	540	538	644	613								3,372

2160

58%

TRANSPORTS
Percentage of Patient Encounters

21%

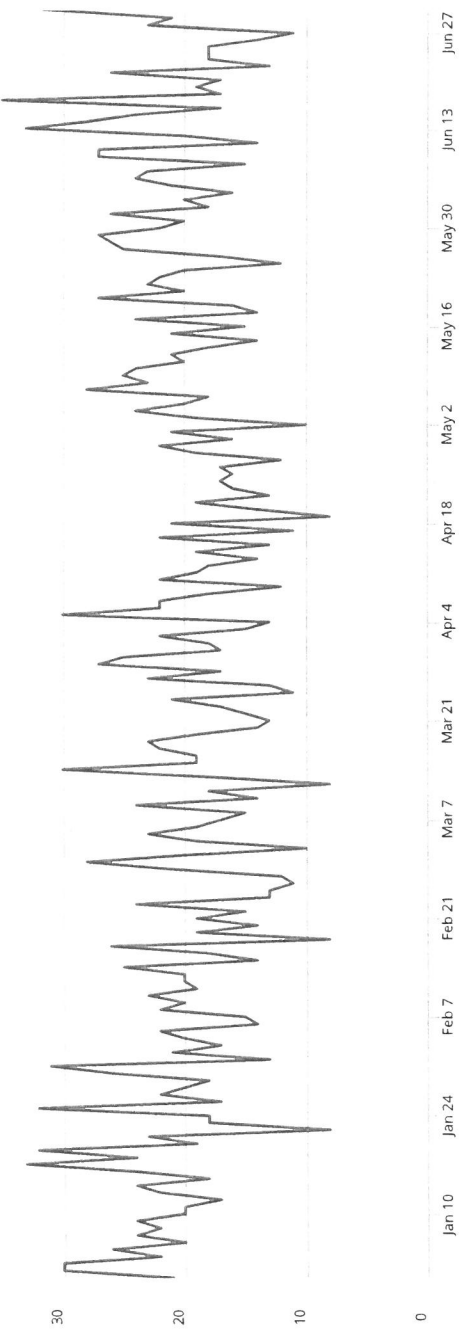
NON TRANSPORTS
Percentage of Patient Encounters

20%

OTHER DISPOSITIONS
Percentage of Patient Encounters

3,570

RECORDS
In Selected Time-Slice



	Jan '22	Feb '22	Mar '22	Apr '22	May '22	Jun '22	Jul '22	Aug '22	Sep '22	Oct '22	Nov '22	Dec '22	Jan '23	Total
--	---------	---------	---------	---------	---------	---------	---------	---------	---------	---------	---------	---------	---------	-------

	Jan '22	Feb '22	Mar '22	Apr '22	May '22	Jun '22	Jul '22	Aug '22	Sep '22	Oct '22	Nov '22	Dec '22	Jan '23	Total
Assist, Unit	2	1	1	1	1	1								5
Cancelled (Prior to Arrival at Scene)	18	17	25	25	42	26								153
Cancelled on Scene/No Patient Found	36	31	28	29	34	49								207
Patient Dead on Scene - No Resuscitation Attempted (Without Transport)	12	10	14	11	10	8								65
Patient Dead on Scene - Resuscitation Attempted (Without Transport)	4	3	4	1	3	4								19
Patient Treated, Released (AMA)	167	96	118	116	133	130								760
Patient Treated, Transferred to Another EMS Professional/U..				1	3	1								5
Standby - No Service or Support Provided	33	16	21	13	17	28								128
Standby - Public Safety, Fire, or EMS Operational Support Provided	15	25	28	16	26	35								145
Transported Lights/Siren	24	18	28	15	26	20								131
Transported No Lights/Siren	396	280	310	293	342	331								1,952
Total	705	498	578	520	636	633								3,570

2,083

59%

TRANSPORTS
Percentage of Patient Encounters

19%

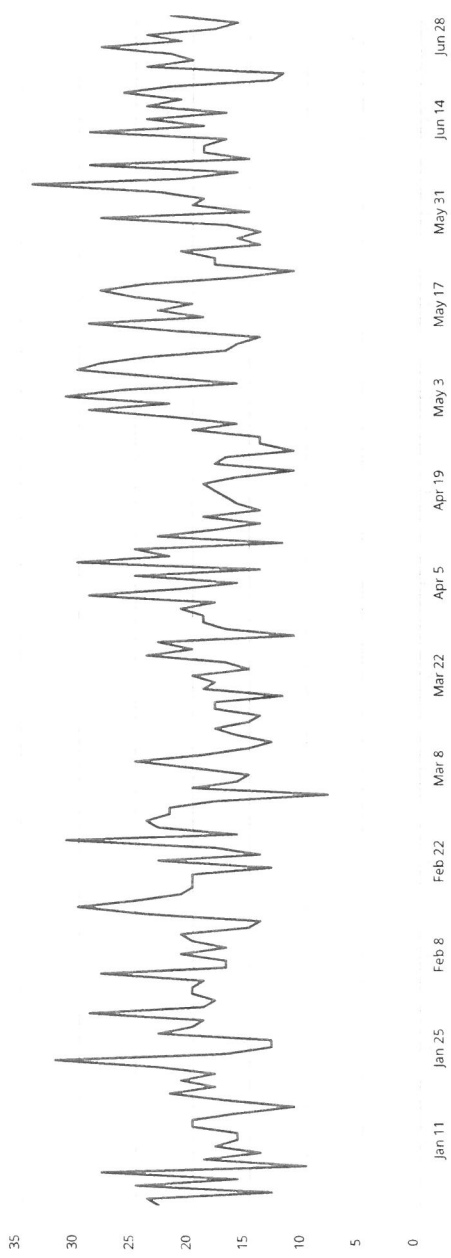
NON TRANSPORTS
Percentage of Patient Encounters

23%

OTHER DISPOSITIONS
Percentage of Patient Encounters

3,546

RECORDS
In Selected Time Slice



Jan 11 Jan 25 Feb 8 Feb 22 Mar 8 Mar 22 Apr 5 Apr 19 May 3 May 17 May 31 Jun 14 Jun 28



Counts % Rows % Columns % All

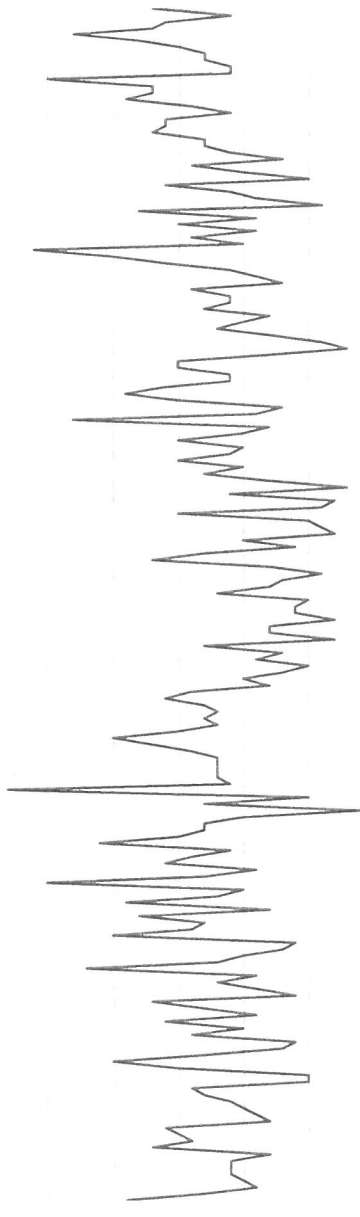
	Jan '21	Feb '21	Mar '21	Apr '21	May '21	Jun '21	Jul '21	Aug '21	Sep '21	Oct '21	Nov '21	Dec '21	Jan '22	Total
--	---------	---------	---------	---------	---------	---------	---------	---------	---------	---------	---------	---------	---------	-------

Assist, Agency	10	5	7	9	12	10								53
Assist, Unit	2	1	2	2	1									6
Cancelled (Prior to Arrival at Scene)	27	22	22	18	27	22								138
Cancelled on Scene/No Patient Found	23	20	28	36	35	34								176
Patient Dead on Scene - No Resuscitation Attempted (Without Transport)	8	9	6	8	16	9								56
Patient Dead on Scene - Resuscitation Attempted (Without Transport)	2	5	2	2	2	1								12
Patient Treated, Released (AMA)	114	130	90	104	115	116								669
Patient Transferred to Care to Another EMS Professional/U..	9	4	6	6	5	7								37
Standby - No Service or Support Provided	27	22	11	21	30	27								138
Standby - Public Safety, Fire, or EMS Operational Support Provided	26	24	41	31	30	31								183
Transported Lights/Siren	16	20	24	12	18	15								105
Transported No Lights/Siren	329	307	311	301	364	361								1,973
Total	593	569	546	550	654	634								3,546

2,078

60%

TRANSPORTS
Percentage of Patient Encounters



19%

NON TRANSPORTS
Percentage of Patient Encounters

22%

OTHER DISPOSITIONS
Percentage of Patient Encounters

3,064

RECORDS
In Selected Time Slice

Jan 13 Jan 27 Jan 27 Feb 10 Feb 24 Mar 9 Mar 23 Apr 6 Apr 20 May 4 May 18 Jun 1 Jun 15 Jun 29



Counts	% Rows	% Columns	% All										
Jan '20	Feb '20	Mar '20	Apr '20	May '20	Jun '20	Jul '20	Aug '20	Sep '20	Oct '20	Nov '20	Dec '20	Jan '21	Total

Assist, Agency	6	9	8	16	3	13							55
Assist, Unit	3	4	1	5									13
Cancelled (Prior to Arrival at Scene)	14	17	19	22	21	31							124
Cancelled on Scene/No Patient Found	27	26	27	20	27	31							158
Patient Dead on Scene - No Resuscitation Attempted (Without Transport)	5	5	5	6	7	7							35
Patient Dead on Scene - Resuscitation Attempted (Without Transport)	1	2	2	3	2	2							12
Patient Treated, Released (AMA)	89	79	94	93	103	111							569
Patient Treated, Transferred Care to Another EMS Professional/U..	3	1	4	4	4	2							14
Standby - No Service or Support Provided	23	12	9	14	14	19							91
Standby - Public Safety, Fire, or EMS Operational Support Provided	25	18	28	21	36	40							168
Transported Lights/Siren	20	13	7	19	19	18							96
Transported No Lights/Siren	308	327	295	212	285	302							1,729
Total	524	513	499	426	526	576							3,064

1,826

62%

TRANSPORTS
Percentage of Patient Encounters

17%

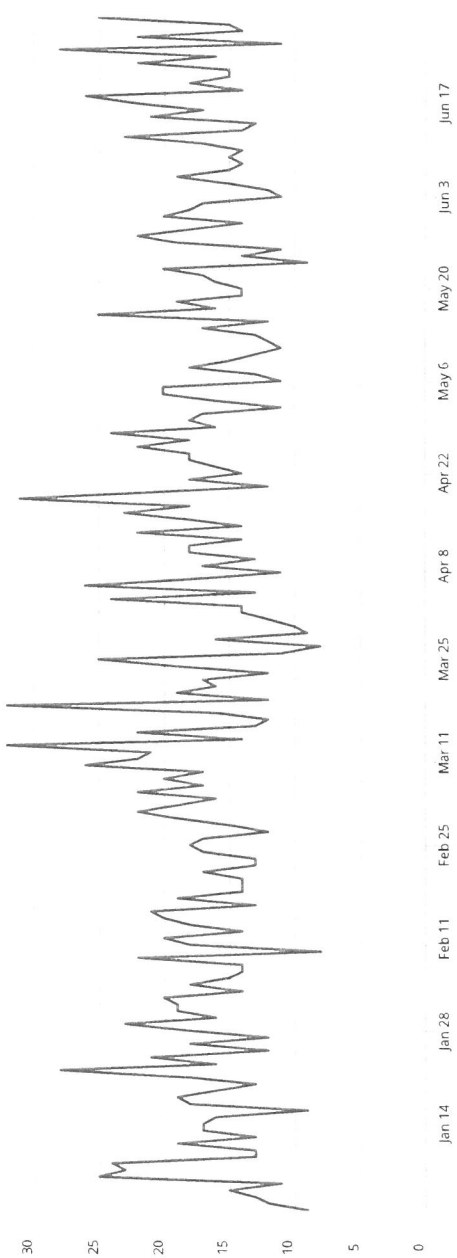
NON TRANSPORTS
Percentage of Patient Encounters

21%

OTHER DISPOSITIONS
Percentage of Patient Encounters

3,062

RECORDS
In Selected Time-Slice



Jan 14 Jan 28 Feb 11 Feb 25 Mar 11 Mar 25 Apr 8 Apr 22 May 6 May 20 Jun 3 Jun 17



	Counts												Total	
	% Rows	% Columns	% All											
	Jan '19	Feb '19	Mar '19	Apr '19	May '19	Jun '19	Jul '19	Aug '19	Sep '19	Oct '19	Nov '19	Dec '19	Jan '20	Jun '20

Assist, Agency	9	9	10	12	13	13								66
Assist, Unit			1	4	1	1								7
Cancelled (Prior to Arrival at Scene)	28	22	31	26	29	21								157
Cancelled on Scene/No Patient Found	32	23	18	29	19	29								150
Patient Dead on Scene - No Resuscitation Attempted (Without Transport)	3	3	9	7	6	4								29
Patient Dead on Scene - Resuscitation Attempted (Without Transport)	3		1	1										5
Patient Treated, Released (AMA)	94	76	74	110	80	98								532
Patient Transferred Care to Another EMS Professional/U..	5	2	10	4	2	4								27
Standby - No Service or Support Provided	4	4	7	7	5	6								33
Standby - Public Safety, Fire, or EMS Operational Support Provided	30	15	28	32	20	37								162
Transported Lights/Siren	8	6	17	15	10	18								74
Transported No Lights/Siren	303	291	342	295	302	287								1,820
Total	516	451	548	542	487	518								3,062

1,894

62%

TRANSPORTS
Percentage of Patient Encounters

17%

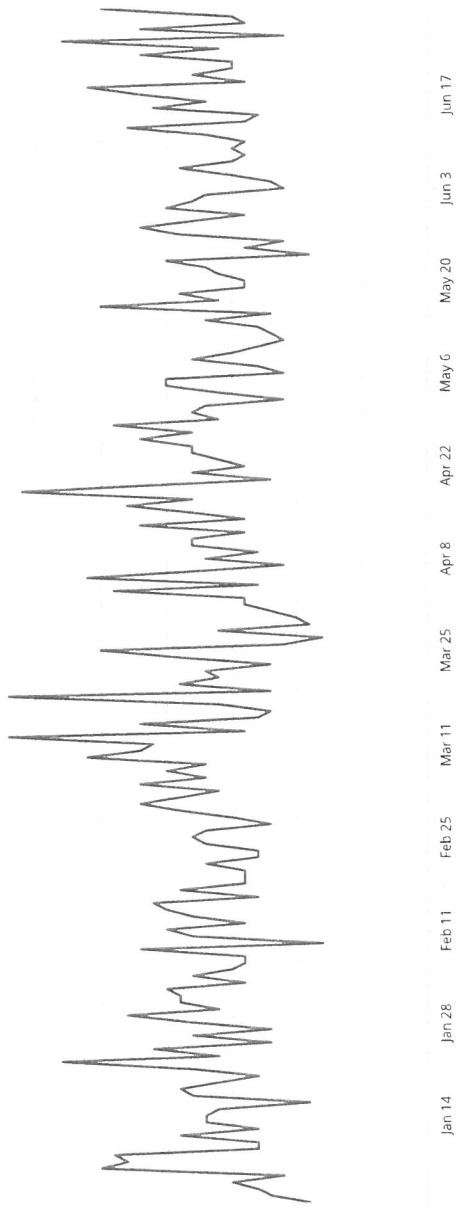
NON TRANSPORTS
Percentage of Patient Encounters

21%

OTHER DISPOSITIONS
Percentage of Patient Encounters

3,062

RECORDS
In Selected Time Slice



	Jan '19	Feb '19	Mar '19	Apr '19	May '19	Jun '19	Jul '19	Aug '19	Sep '19	Oct '19	Nov '19	Dec '19	Jan '20	Total
--	---------	---------	---------	---------	---------	---------	---------	---------	---------	---------	---------	---------	---------	-------

	9	9	10	12	13	13	13	13	13	13	13	13	13	66
Assist, Agency	9	9	10	12	13	13	13	13	13	13	13	13	13	66
Assist, Unit	1	1	4	1	1	1	1	1	1	1	1	1	1	7
Cancelled (Prior to Arrival at Scene)	28	22	31	26	29	21	21	21	21	21	21	21	21	157
Cancelled on Scene/No Patient Found	32	23	18	29	19	29	29	29	29	29	29	29	29	150
Patient Dead on Scene - No Resuscitation Attempted (Without Transport)	3	3	9	7	6	4	4	4	4	4	4	4	4	29
Patient Dead on Scene - Resuscitation Attempted (Without Transport)	3	1	1	1	1	1	1	1	1	1	1	1	1	5
Patient Treated, Released (AMA)	94	76	74	110	80	98	98	98	98	98	98	98	98	532
Patient Treated, Transferred Care to Another EMS Professional/U..	5	2	10	4	2	4	4	4	4	4	4	4	4	27
Standby - No Service or Support Provided	4	4	7	7	5	6	6	6	6	6	6	6	6	33
Standby - Public Safety, Fire or EMS Operational Support Provided	30	15	28	32	20	37	37	37	37	37	37	37	37	162
Transported Lights/Siren	8	6	17	15	10	18	18	18	18	18	18	18	18	74
Transported No Lights/Siren	303	291	342	295	302	287	287	287	287	287	287	287	287	1,820
Total	516	451	548	542	487	518	518	518	518	518	518	518	518	3,062

1,820

7/27/2023

Name	Signature	Contact Information
Cullen Bang	Cullen Bang	